

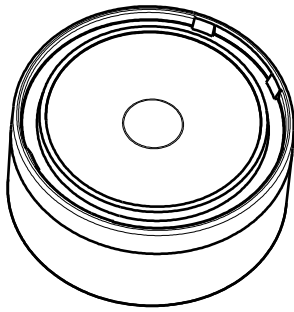
D

C


B

A

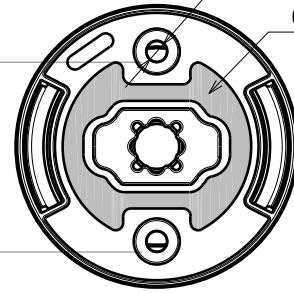
4



Isometric view



25.4



Ø 2.75


Screw holes

0.4mm Tape

Bottom view

3

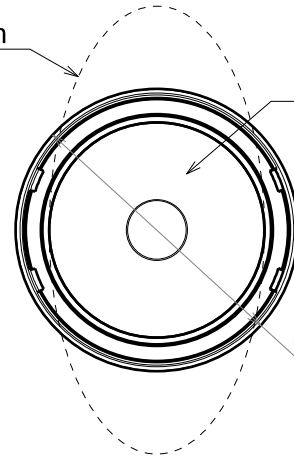
17.2



Front view

2

Oval beam direction



Lens

Top view

Ø 37.7

Materials:
 Lens PMMA
 Holder PC, BLACK
 Tape Pu foam

This drawing is our property.
 It can't be reproduced
 or communicated without
 our written agreement.



Ledil Oy
 Tehdaskatu 13
 FIN-24100 SALO
 Finland

DRAWING TITLE

Datasheet EVA-XM-WITH-TAPE Assembly

DRAWN BY

mav

DATE

12.04.2012

CHECKED BY

sn

DATE

12.04.2012

SIZE

A4

DRAWING NUMBER

-

REV

1.0

DESIGNED BY

p1

DATE

17.02.2011

SCALE

2:1

WEIGHT (g)

SHEET

1/1

D

A

1

1