

REV.	DESCRIPTION	DRAWN	CHECKED	APPROVED
A	NEW RELEASE	LJH 09/20/05'	~	LJC 09/20/05'
B	料号中增加尺寸DIM. H, E选项	YCH 07/18/08'	~	LJC 07/18/08'
C	ADD P/N CODE	YCH 12/02/13'	~	LJC 12/02/13'
F	DRAWING UPDATE	JLZ 07/21/16'	~	

NOTES:

1. ELECTRICAL CHARACTERISTICS:

- 1.1 CONTACT RESISTANCE: 20mΩ Max. INITIAL.
- 1.2 DIELECTRIC WITHSTANDING VOLTAGE: 500V AC(rms) FOR 1 MINUTE.
- 1.3 INSULATION RESISTANCE: 1000MΩ Min.
- 1.4 CURRENT RATING:3A.

2. ENVIRONMENT CHARACTERISTICS:

TEMPERATURE RANGE: -40°C~+105°C.

3. PRODUCT NUMBER CODE:

DS1013- X X X X X X - X - X

HOUSING MATERIAL
 0: PBT UL94 V-0
 2: PBT UL94 HB
 4: PA-46
 9: PA-9T

PLATING LEVEL(FOR GOLD ONLY)
 3A: LEVEL B: LEVEL B
 N: LEVEL N

DIM. H TYPE (FOR ELEVATOR ONLY)
 1: 7.50
 2: 9.50

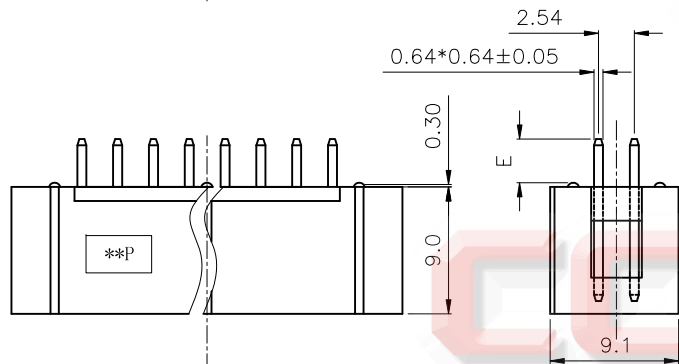
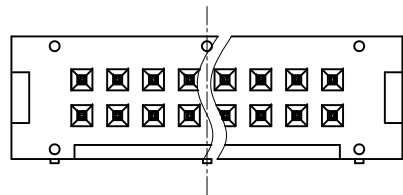
DIM. E TYPE (FOR V/T ONLY)
 1: 3.10
 2: 8.00

HOUSING COLOR
 B: BLACK U: BLUE
 W: WHITE A: GRAY

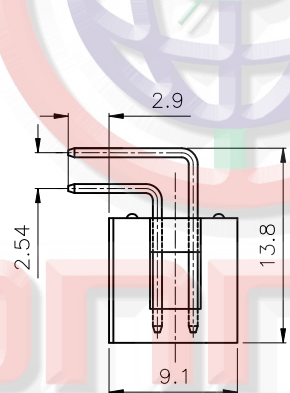
CONTACT PLATING
 Si: FULL GOLD FLASH

MOUNTING TYPE
 S: V/T TYPE
 R: R/A TYPE
 E: Elevator TYPE

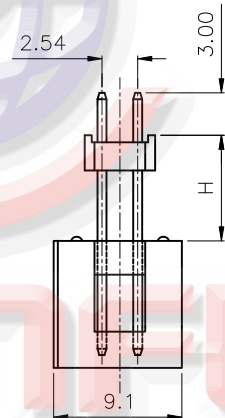
No.OF CONTACTS
 06 08 10 14 16 20 24
 26 30 34 40 50 60 64



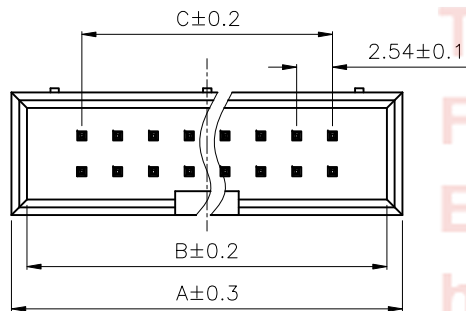
V/T TYPE



R/A TYPE

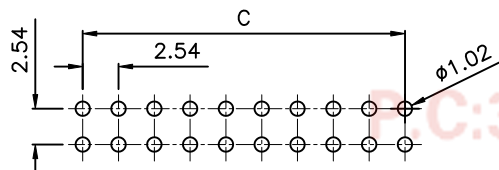


Elevator TYPE



Dimension

Position	A	B	C				
06	15.22	13.02	5.08				
08	17.76	15.56	7.62				
10	20.30	18.10	10.16				
12	22.84	20.64	12.70	30	45.70	43.50	35.56
14	25.38	23.18	15.24	34	50.78	48.58	40.64
16	27.92	25.72	17.78	40	58.40	56.20	48.26
20	33.00	30.80	22.86	50	71.10	68.90	60.96
24	38.08	35.88	27.94	60	83.80	81.60	73.66
26	40.62	38.42	30.48	64	88.88	86.68	78.74



RECOMMEND PCB LAYOUT(TOLERANCE=±0.05)

GENERAL TOLERANCE		ANGLE TOLERANCE	
X.	±0.60	X.	±5°
.X	±0.38	.X	±3°
.XX	±0.25	.XX	±2°

DRAWING TYPE	CUSTOMER		
SCALE	1:1	SHEET	1 OF 1
DRAWING NO.	C-DS1013-XXXX-X-X-F		

PROJECTION	TITLE
UNITS	2.54mm BOX HEADER
SHEET SIZE	R/A, V/T & ELEVATOR TYPE
	SERIES DS1013 SERIES



CONNFLY®

晨翔电子有限公司

CONNFLY ELECTRONIC CO., LTD