

HIGHBAY

Standardized modular product family designed for industrial lighting, but also suitable for wide range of other applications

HIGHBAY lenses are designed for DLC compliant high bay applications where the mounting height of the lighting fixtures is usually over ten meters. There are different lenses for different lighting situations and mounting heights; generally, the wider the beam the lower the luminaire can be mounted. LEDiL provides a wide assortment of high bay lenses in different shapes with a modular structure enabling wide compatibility and easy modification of luminaires. High bay lenses can also be used in other applications, such as indoor architectural and general lighting.

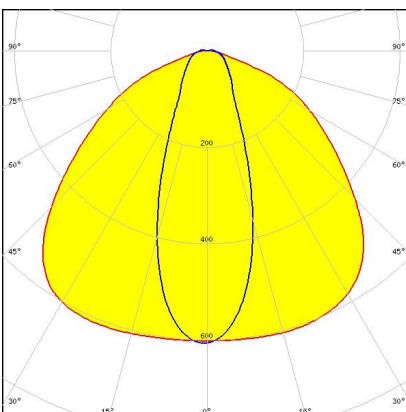
HB-IP-2X6

173 x 71.4 mm up to IP67 2X6 arrays with a silicone gasket for up to 5050 size LED packages



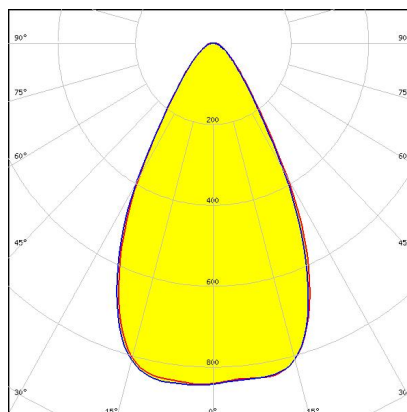
PRODUCTS:

CS14597_HB-IP-2X6-O



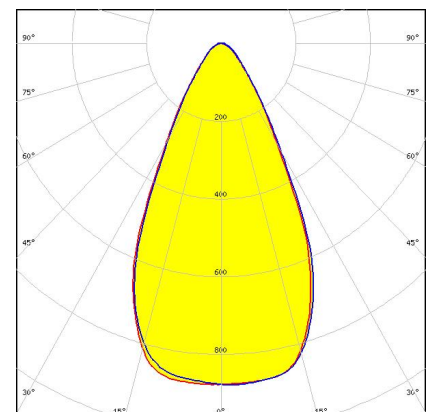
Dimensions: 173.0 mm x 71.4 mm
Height: 13.13 mm
~30° + 115° oval beam

CS14130_HB-IP-2X6-W



Dimensions: 173.0 mm x 71.4 mm
Height: 11.40 mm
~60° wide beam

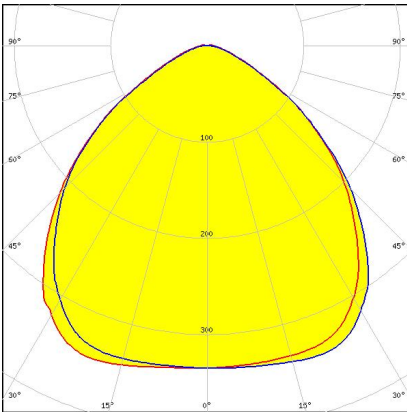
CS16460_HB-IP-2X6-W-PC



Dimensions: 173.0 mm x 71.4 mm
Height: 11.40 mm
~60° wide beam. PC variant.

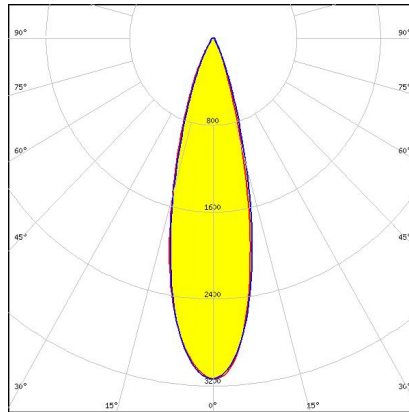
PRODUCTS:

CS15445_HB-IP-2X6-WWW-PC



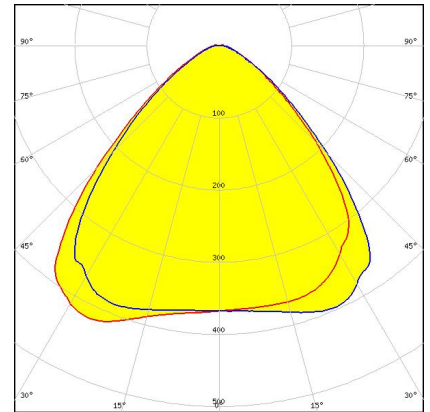
Dimensions: 71.4 mm x 173.0 mm
Height: 11.39 mm
~100° wide beam. Variant made from PC.

CS14891_HB-IP-2X6-M



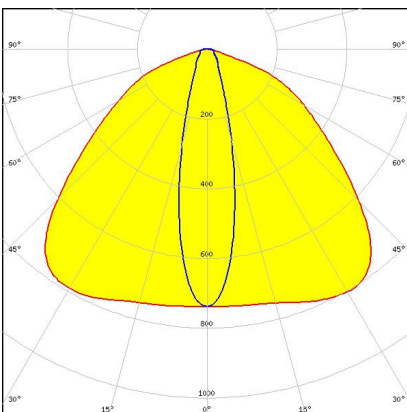
Dimensions: 173.0 mm x 71.4 mm
Height: 11.39 mm
~25° medium beam

CS14263_HB-IP-2X6-WWW



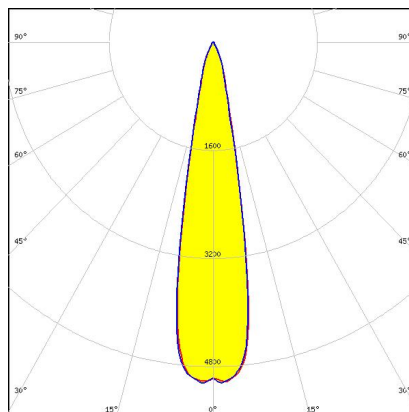
Dimensions: 71.4 mm x 173.0 mm
Height: 11.39 mm
~100° wide beam

CS16188_HB-IP-2X6-O-PC



Dimensions: 173.0 mm x 71.4 mm
Height: 12.20 mm
~30° + 115° oval beam. Variant made from PC.

CS14895_HB-IP-2X6-RS



Dimensions: 173.0 mm x 71.4 mm
Height: 11.39 mm
~20° spot beam

GENERAL INFORMATION:

NOTE: The typical beam angle will be changed by different color, chip size and chip position tolerance. The typical total beam angle is the full angle measured where the luminous intensity is half of the peak value.

MATERIALS:

As part of our continuous research and improvement processes, and to ensure the best possible quality and availability of our products, LEDiL reserves the right to change material grades without notice.

PRODUCT DATA USER AGREEMENT AND DISCLAIMER:

The measured data in the provided downloadable LEDiL Product Datasheets and Mechanical 2D-Drawings is rounded and provided as reference for planning. LEDiL Oy's optical specifications have been verified by conducting performance testing of the products in accordance with the company's quality system. The reported data are averaged results of multiple measurements with typical variation. LEDiL Oy reserves the right to without prior notification make changes and improvements to its products.

LEDiL Oy assumes neither warranty, nor guarantee nor any other liability of any kind for the contents and correctness of the provided data. The provided data has been generated with highest diligence but the provided data may in reality not represent the complete possible variation range of all intrinsic parameters. Therefore, in certain cases a deviation from the provided data could occur.

LEDiL Oy reserves the right to undertake technical changes of its products without further notification which could lead to changes in the provided data. LEDiL Oy assumes no liability of any kind for the possible deviation from any provided data or any other damage resulting from the usage of the provided data.

The user agrees to this disclaimer and user agreement with the download or usage of the provided files.

LEDiL Oy

Joensuunkatu 13
FI-24240 SALO
Finland

LEDiL Inc.

228 West Page Street
Suite D
Sycamore IL 60178
USA

Local sales and technical support

[www.ledil.com/
where_to_buy](http://www.ledil.com/where_to_buy)

Shipping locations

Salo, Finland
Hong Kong, China

Distribution Partners

[www.ledil.com/
where_to_buy](http://www.ledil.com/where_to_buy)