


**MULTILAYER CHIP INDUCTORS / DL TYPE**

**FEATURES**

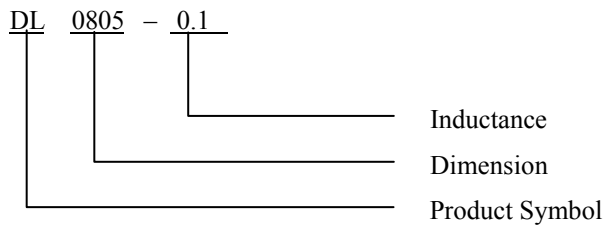
- ◆ Cost Effective
- ◆ Suitable for small portable equipment
- ◆ Supports operating frequency bands up to 6GHz with nominal inductance values from 1.0nH to 470nH



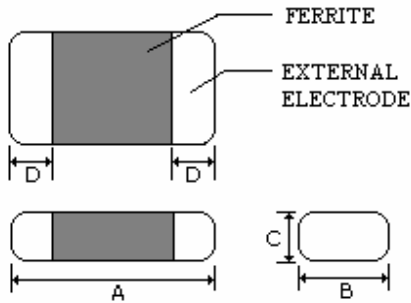
**APPLICATIONS**

- ◆ Wireless communication, Cellular phones and pagers
- ◆ Computers, PDAs and Radar detectors
- ◆ Telecommunications, Automotive electronics
- ◆ Keyless remote systems, Information technology equipments

**ORDERING CODE**



**SHAPES**



**DIMENSIONS UNIT: mm (inch)**

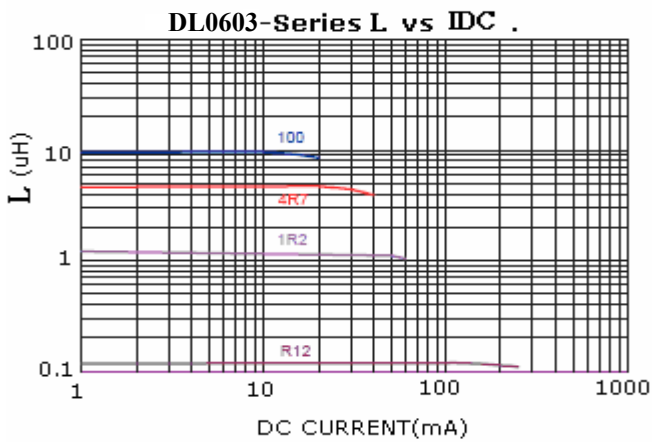
Part No.	Dimensions				Inductance (μH)
	A	B	C	D	
DL0603	1.60 ±0.20	0.80 ± 0.15	0.80 ± 0.15	0.30 ±0.20	0.047~18
DL0805	2.00±0.20	1.25 ± 0.20	0.85±0.20 or 1.25±0.20	0.50 ±0.30	0.047~33
DL1206	3.20 ±0.20	1.60 ± 0.20	1.10 ± 0.20	0.50 ±0.30	0.047~33

MULTILAYER CHIP INDUCTORS / DL TYPE

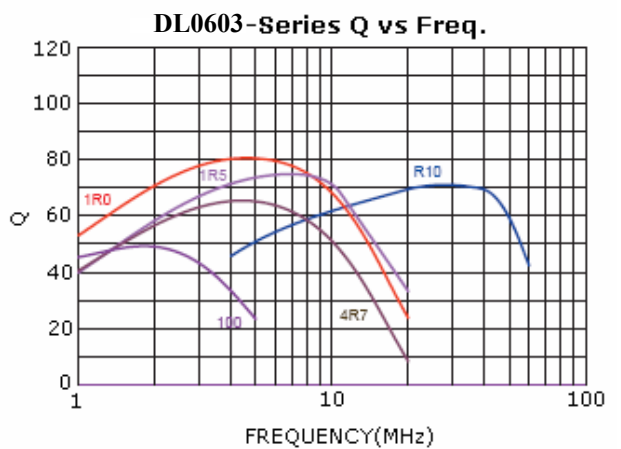
ELECTRICAL CHARACTERISTICS FOR DL0603

Part No.	Inductance (uH)	Test Freq. (MHz)	Q Min	Self Resonant FREQ. (MHz) Min	DC Resistance (Ω) Max	Rated Current (mA) Max
DL0603-0.047	0.047	50	15	260	0.30	50
DL0603-0.068	0.068	50	15	250	0.30	50
DL0603-0.082	0.082	50	15	245	0.30	50
DL0603-0.10	0.10	25	25	240	0.50	50
DL0603-0.12	0.12	25	25	205	0.50	50
DL0603-0.15	0.15	25	25	180	0.60	50
DL0603-0.18	0.18	25	25	165	0.60	50
DL0603-0.22	0.22	25	25	150	0.80	50
DL0603-0.27	0.27	25	25	136	0.80	50
DL0603-0.33	0.33	25	25	125	0.85	35
DL0603-0.39	0.39	25	25	110	1.00	35
DL0603-0.47	0.47	25	25	105	1.35	35
DL0603-0.56	0.56	25	25	95	1.55	35
DL0603-0.68	0.68	25	25	85	1.70	35
DL0603-0.82	0.82	25	25	75	2.10	35
DL0603-1.0	1.0	10	35	65	0.60	25
DL0603-1.2	1.2	10	35	60	0.80	25
DL0603-1.5	1.5	10	35	55	0.80	25
DL0603-1.8	1.8	10	35	50	0.95	25
DL0603-2.2	2.2	10	35	45	1.15	15
DL0603-2.7	2.7	10	35	40	1.35	15
DL0603-3.3	3.3	10	35	38	1.55	15
DL0603-3.9	3.9	10	35	36	1.70	15
DL0603-4.7	4.7	10	35	33	2.10	15
DL0603-5.6	5.6	4	35	22	1.55	5
DL0603-6.8	6.8	4	35	20	1.70	5
DL0603-8.2	8.2	4	30	18	2.10	5
DL0603-10	10	2	30	17	2.55	5
DL0603-12	12	1	30	15	2.75	5
DL0603-15	15	1	20	14	1.70	5
DL0603-18	18	1	20	13	1.85	5

Inductance-Current Characteristics



Q-Frequency Characteristics



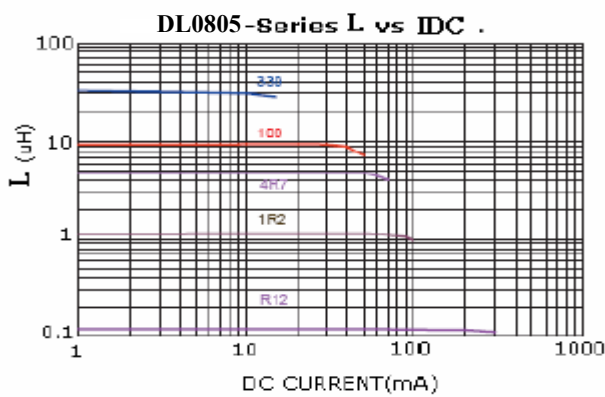
MULTILAYER CHIP INDUCTORS / DL TYPE

ELECTRICAL CHARACTERISTICS FOR DL0805

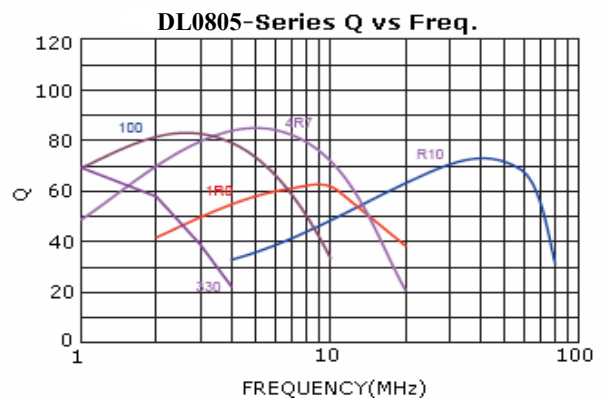
Part No.	Inductance (uH)	Test Freq. (MHz)	Q Min	Self Resonant FREQ. (MHz) Min	DC Resistance (Ω) Max	Rated Current (mA) Max
DL0805-0.047	0.047	50	20	320	0.20	300
DL0805-0.068	0.068	50	20	280	0.20	300
DL0805-0.082	0.082	50	20	255	0.20	300
DL0805-0.10	0.10	25	25	235	0.30	250
DL0805-0.12	0.12	25	25	220	0.30	250
DL0805-0.15	0.15	25	25	200	0.40	250
DL0805-0.18	0.18	25	25	185	0.40	250
DL0805-0.22	0.22	25	25	170	0.50	250
DL0805-0.27	0.27	25	25	150	0.50	250
DL0805-0.33	0.33	25	25	145	0.55	250
DL0805-0.39	0.39	25	25	135	0.65	250
DL0805-0.47	0.47	25	25	125	0.65	250
DL0805-0.56	0.56	25	25	115	0.75	150
DL0805-0.68	0.68	25	25	105	0.80	150
DL0805-0.82	0.82	25	25	100	1.00	150
DL0805-1.0	1.0	10	45	75	0.45	50
DL0805-1.2	1.2	10	45	65	0.50	50
DL0805-1.5	1.5	10	45	60	0.50	50
DL0805-1.8	1.8	10	45	55	0.60	50
DL0805-2.2	2.2	10	45	50	0.65	30
DL0805-2.7	2.7	10	45	45	0.75	30
DL0805-3.3	3.3	10	45	41	0.80	30
DL0805-3.9	3.9	10	45	38	0.90	30
DL0805-4.7	4.7	10	45	35	1.00	30
DL0805-5.6	5.6	4	45	32	0.90	15
DL0805-6.8	6.8	4	45	29	1.00	15
DL0805-8.2	8.2	4	45	26	1.10	15
DL0805-10	10	2	45	24	1.15	15
DL0805-12	12	2	45	22	1.25	15
DL0805-15	15	1	30	19	0.80	5
DL0805-18	18	1	30	18	0.90	5
DL0805-22	22	1	30	16	1.10	5
DL0805-27	27	1	30	14	1.15	5
DL0805-33	33	0.4	30	13	1.25	5

★ DL0805 type: when L>2.2, the Dimension C becomes 1.25±0.2

Inductance-Current Characteristics



Q-Frequency Characteristics

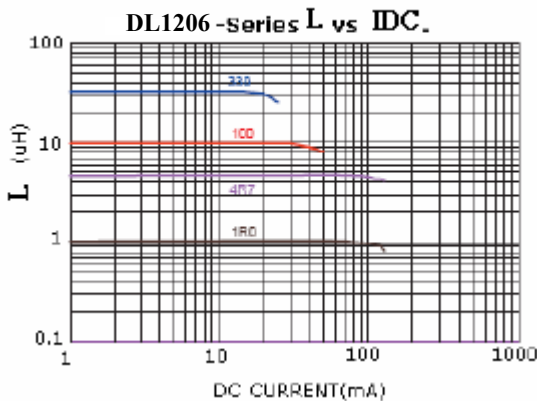


MULTILAYER CHIP INDUCTORS / DL TYPE

ELECTRICAL CHARACTERISTICS FOR DL1206

Part No.	Inductance (uH)	Test Freq. (MHz)	Q Min	Self Resonant FREQ. (MHz) Min	DC Resistance (Ω) Max	Rated Current (mA) Max
DL1206-0.047	0.047	50	20	320	0.15	300
DL1206-0.068	0.068	50	20	280	0.25	300
DL1206-0.082	0.082	50	20	250	0.25	300
DL1206-0.10	0.10	25	25	235	0.25	250
DL1206-0.12	0.12	25	25	220	0.30	250
DL1206-0.15	0.15	25	25	200	0.30	250
DL1206-0.18	0.18	25	25	185	0.40	250
DL1206-0.22	0.22	25	25	170	0.40	250
DL1206-0.27	0.27	25	25	150	0.50	250
DL1206-0.33	0.33	25	25	145	0.60	250
DL1206-0.39	0.39	25	25	135	0.60	200
DL1206-0.47	0.47	25	25	125	0.60	200
DL1206-0.56	0.56	25	25	115	0.70	150
DL1206-0.68	0.68	25	25	105	0.80	150
DL1206-0.82	0.82	25	25	100	0.90	150
DL1206-1.0	1.0	10	45	75	0.40	100
DL1206-1.2	1.2	10	45	65	0.50	100
DL1206-1.5	1.5	10	45	60	0.50	80
DL1206-1.8	1.8	10	45	55	0.50	70
DL1206-2.2	2.2	10	45	50	0.60	60
DL1206-2.7	2.7	10	45	45	0.60	60
DL1206-3.3	3.3	10	45	41	0.70	60
DL1206-3.9	3.9	10	45	38	0.80	50
DL1206-4.7	4.7	10	45	35	0.90	50
DL1206-5.6	5.6	4	45	32	0.70	25
DL1206-6.8	6.8	4	45	29	0.80	25
DL1206-8.2	8.2	4	45	26	0.90	25
DL1206-10	10	2	45	24	1.00	25
DL1206-12	12	2	45	22	1.05	15
DL1206-15	15	1	35	19	0.70	5
DL1206-18	18	1	35	18	0.75	5
DL1206-22	22	1	35	16	0.90	5
DL1206-27	27	1	35	14	0.90	5
DL1206-33	33	0.4	35	13	1.05	5

Inductance-Current Characteristics



Q-Frequency Characteristics

