

## 1W, 11V-220V Voltage Regulator Diode

### FEATURES

- Silicon zener diodes
- Low profile surface-mount package
- Zener and surge current specification
- Low leakage current
- Excellent stability
- Moisture sensitivity level: level 1, per J-STD-020
- AEC-Q101 qualified available: ordering code with suffix "H"
- RoHS Compliant
- Halogen-free according to IEC 61249-2-21

### KEY PARAMETERS

PARAMETER	VALUE	UNIT
$V_Z$	11 - 220	V
Test current $I_{ZT}$	5 - 50	mA
$P_{tot}$	1.0	W
$V_F$ at $I_F=0.2A$	1.0	V
$T_{JMAX}$	175	°C
Package	SOD-123W	
Configuration	Single die	

### APPLICATIONS

- Switching mode power supply (SMPS)
- Adapters
- Lighting application
- On-board DC/DC converter



### MECHANICAL DATA

- Case: SOD-123W
- Molding compound meets UL 94 V-0 flammability rating
- Terminal: Matte tin plated leads, solderable per J-STD-002
- Meet JESD 201 class 2 whisker test
- Polarity: Indicated by cathode band
- Weight: 16mg (approximately)



SOD-123W

### ABSOLUTE MAXIMUM RATINGS ( $T_A = 25^\circ\text{C}$ unless otherwise noted)

PARAMETER	SYMBOL	VALUE	UNIT
Forward voltage @ $I_F=0.2A$	$V_F$	1.0	V
Power dissipation at $T_L=80^\circ\text{C}$ $T_A=25^\circ\text{C}$ (Note 1)	$P_{tot}$	2.3	W
		1.0	
Non-repetitive peak pulse power dissipation 100 $\mu\text{s}$ square pulse (Note 2)	$P_{ZSM}$	300	W
Non-repetitive peak pulse power dissipation 10/1000 $\mu\text{s}$ waveform (BZD27C11PW to BZD27C100PW)	$P_{RSM}$	150	W
Non-repetitive peak pulse power dissipation 10/1000 $\mu\text{s}$ waveform (BZD27C110PW to BZD27C220PW)	$P_{RSM}$	100	W
Operating and storage temperature range	$T_J, T_{STG}$	-55 to +175	°C

#### Notes:

1. Mounted on Cu-Pad size 5mm x 5mm
2.  $T_J=25^\circ\text{C}$  prior to surge

<b>THERMAL PERFORMANCE</b>			
<b>PARAMETER</b>	<b>SYMBOL</b>	<b>TYP</b>	<b>UNIT</b>
Junction-to-lead thermal resistance	$R_{\theta JL}$	22	°C/W
Junction-to-ambient thermal resistance	$R_{\theta JA}$	85	°C/W
Junction-to-case thermal resistance	$R_{\theta JC}$	24	°C/W

**Thermal Performance Note:** Units mounted on PCB (5mm x 5mm Cu pad test board)

<b>ORDERING INFORMATION</b>		
<b>ORDERING CODE</b> (Note 1, 2)	<b>PACKAGE</b>	<b>PACKING</b>
BZD27CxxPWHRVG	SOD-123W	3,000 / 7" Plastic reel
BZD27CxxPWHRQG	SOD-123W	10,000 / 13" Paper reel
BZD27CxxPW RVG	SOD-123W	3,000 / 7" Plastic reel
BZD27CxxPW RQG	SOD-123W	10,000 / 13" Paper reel

**Note:**

1. "xx" defines voltage from 11V (BZD27C11PW) to 220V (BZD27C220PW)
2. "H" means AEC-Q101 qualified

<b>ELECTRICAL SPECIFICATIONS</b> ( $T_A = 25^\circ\text{C}$ unless otherwise noted)								
Part number	Marking code	Zener voltage			Test current	Regulator impedance		Test current
		$V_Z @ I_{ZT}^{(1)}$			$I_{ZT}$	$Z_{ZT} @ I_{ZT}$	$Z_{ZK} @ I_{ZK}$	$I_{ZK}$
		V			mA	$\Omega$	$\Omega$	mA
		Min.	Nom.	Max.		Max.	Max.	
BZD27C11PW	N2	10.5	11	11.6	50	7	700	0.25
BZD27C12PW	N3	11.4	12	12.6	50	7	700	0.25
BZD27C13PW	N4	12.4	13	13.7	50	10	700	0.25
BZD27C15PW	N5	14.3	15	15.8	50	10	700	0.25
BZD27C16PW	N6	15.2	16	16.8	25	15	700	0.25
BZD27C18PW	N7	17.1	18	18.9	25	15	750	0.25
BZD27C20PW	P0	19	20	21	25	15	750	0.25
BZD27C22PW	P1	20.9	22	23.1	25	15	750	0.25
BZD27C24PW	P3	22.8	24	25.2	25	15	750	0.25
BZD27C27PW	P4	25.7	27	28.4	25	15	1000	0.25
BZD27C30PW	P5	28.5	30	31.5	25	15	1000	0.25
BZD27C33PW	P6	31.4	33	34.7	25	15	1000	0.25
BZD27C36PW	P7	34.2	36	37.8	10	40	1000	0.25
BZD27C39PW	P8	37.1	39	41	10	40	1000	0.25
BZD27C43PW	Q0	40.9	43	45.2	10	45	1500	0.25
BZD27C47PW	Q1	44.7	47	49.4	10	45	1500	0.25
BZD27C51PW	Q2	48.5	51	53.6	10	60	1500	0.25
BZD27C56PW	Q5	53.2	56	58.8	10	60	2000	0.25
BZD27C62PW	Q7	58.9	62	65.1	10	80	2000	0.25
BZD27C68PW	R1	64.6	68	71.4	10	80	2000	0.25
BZD27C75PW	R2	71.3	75	78.8	10	100	2000	0.25
BZD27C82PW	R3	77.9	82	86.1	10	200	3000	0.25
BZD27C91PW	R4	86.5	91	95.6	5	200	3000	0.25
BZD27C100PW	R5	95	100	105	5	200	3000	0.25
BZD27C110PW	R6	104.5	110	115.5	5	250	4000	0.25
BZD27C120PW	R7	114	120	126	5	300	4500	0.25
BZD27C130PW	R8	123.5	130	136.5	5	300	5000	0.25
BZD27C150PW	R9	142.5	150	157.5	5	300	6000	0.25
BZD27C160PW	R10	152	160	168	5	350	6500	0.25
BZD27C180PW	R11	171	180	189	5	450	7000	0.25
BZD27C200PW	R12	190	200	210	5	750	8000	0.25
BZD27C220PW	R13	209	220	231	5	900	8500	0.25

**Notes:**

1. Pulse test with PW=30 ms

## ELECTRICAL SPECIFICATIONS (T<sub>A</sub> = 25°C unless otherwise noted)

Part number	Marking code	Zener voltage			Test current	Clamping Voltage		Leakage current		Temperature coefficient of Zener voltage	
		V <sub>Z</sub> @ I <sub>ZT</sub> <sup>(1)</sup>			I <sub>ZT</sub>	V <sub>c</sub>	@I <sub>RSM</sub> <sup>(2)</sup>	I <sub>R</sub> @ V <sub>R</sub> <sup>(1)</sup>		α V <sub>Z</sub> @ I <sub>ZT</sub>	
		V			mA	V	A	μA	V	mV/°C	
		Min.	Nom.	Max.		Max.		Max.		Min.	Max.
BZD27C11PW	N2	10.5	11	11.6	50	15.7	9.6	4.0	8.2	0.05	0.10
BZD27C12PW	N3	11.4	12	12.6	50	17.0	8.8	3.0	9.1	0.05	0.10
BZD27C13PW	N4	12.4	13	13.7	50	18.9	7.9	2.0	10	0.05	0.10
BZD27C15PW	N5	14.3	15	15.8	50	20.9	7.2	1.0	11	0.05	0.10
BZD27C16PW	N6	15.2	16	16.8	25	22.9	6.6	1.0	12	0.06	0.11
BZD27C18PW	N7	17.1	18	18.9	25	25.6	5.9	1.0	13	0.06	0.11
BZD27C20PW	P0	19	20	21	25	28.4	5.3	1.0	15	0.06	0.11
BZD27C22PW	P1	20.9	22	23.1	25	31.0	4.8	1.0	16	0.06	0.11
BZD27C24PW	P3	22.8	24	25.2	25	33.8	4.4	1.0	18	0.06	0.11
BZD27C27PW	P4	25.7	27	28.4	25	38.1	3.9	1.0	20	0.06	0.11
BZD27C30PW	P5	28.5	30	31.5	25	42.2	3.6	1.0	22	0.06	0.11
BZD27C33PW	P6	31.4	33	34.7	25	46.2	3.2	1.0	24	0.07	0.12
BZD27C36PW	P7	34.2	36	37.8	10	50.1	3.0	1.0	27	0.07	0.12
BZD27C39PW	P8	37.1	39	41	10	54.1	2.8	1.0	30	0.07	0.12
BZD27C43PW	Q0	40.9	43	45.2	10	60.7	2.5	1.0	33	0.08	0.13
BZD27C47PW	Q1	44.7	47	49.4	10	65.5	2.3	1.0	36	0.08	0.13
BZD27C51PW	Q2	48.5	51	53.6	10	70.8	2.1	1.0	39	0.08	0.13
BZD27C56PW	Q5	53.2	56	58.8	10	78.6	1.9	1.0	43	0.09	0.13
BZD27C62PW	Q7	58.9	62	65.1	10	86.5	1.7	1.0	47	0.09	0.13
BZD27C68PW	R1	64.6	68	71.4	10	94.4	1.6	1.0	51	0.09	0.13
BZD27C75PW	R2	71.3	75	78.8	10	103.5	1.5	1.0	56	0.09	0.13
BZD27C82PW	R3	77.9	82	86.1	10	114	1.3	1.0	62	0.09	0.13
BZD27C91PW	R4	86.5	91	95.6	5	126	1.2	1.0	68	0.09	0.13
BZD27C100PW	R5	95	100	105	5	139	1.1	1.0	75	0.09	0.13
BZD27C110PW	R6	104.5	110	115.5	5	150	1.0	1.0	82	0.09	0.13
BZD27C120PW	R7	114	120	126	5	152	0.65	1.0	91	0.09	0.13
BZD27C130PW	R8	123.5	130	136.5	5	185	0.81	1.0	100	0.09	0.13
BZD27C150PW	R9	142.5	150	157.5	5	205	0.73	1.0	110	0.09	0.13
BZD27C160PW	R10	152	160	168	5	224	0.67	1.0	120	0.09	0.13
BZD27C180PW	R11	171	180	189	5	229	0.43	1.0	130	0.09	0.13
BZD27C200PW	R12	190	200	210	5	254	0.39	1.0	150	0.09	0.13
BZD27C220PW	R13	209	220	231	5	279	0.35	1.0	160	0.09	0.13

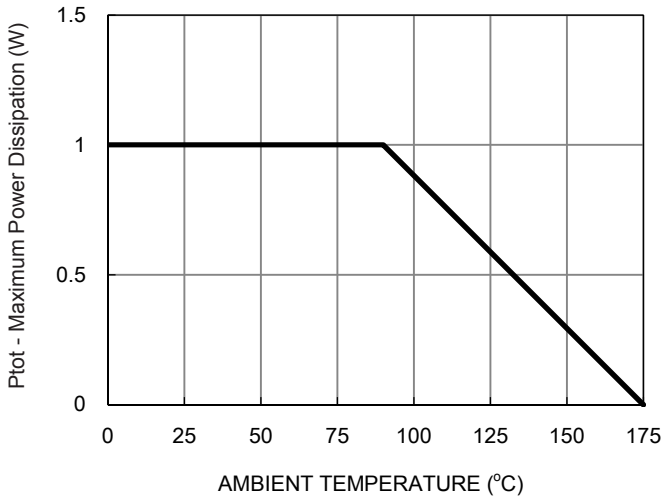
### Notes :

1. Pulse test with PW=30 ms
2. 10/1000μs waveform

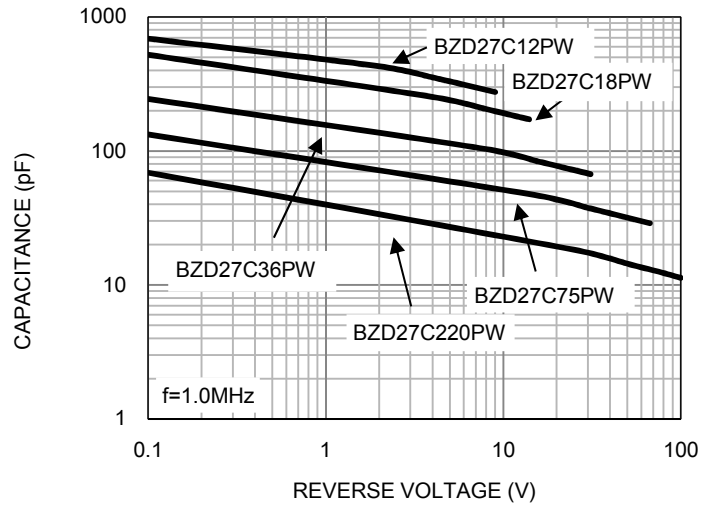
**CHARACTERISTICS CURVES**

( $T_A = 25^\circ\text{C}$  unless otherwise noted)

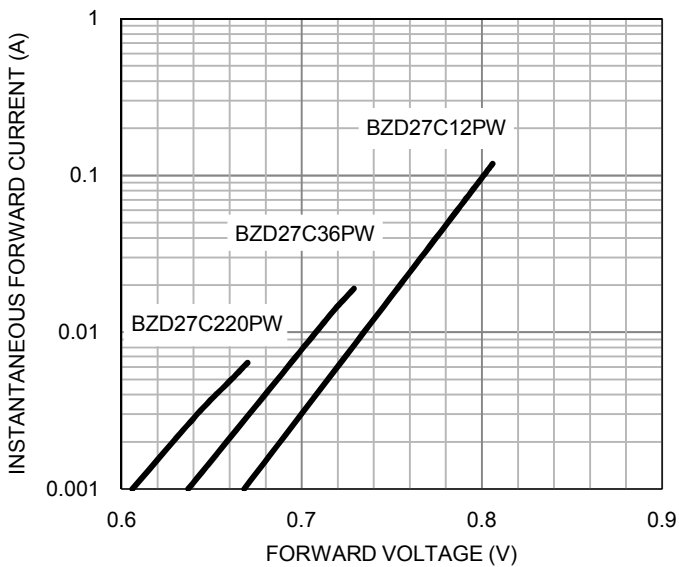
**Fig1. Steady State Power Derating Curve**



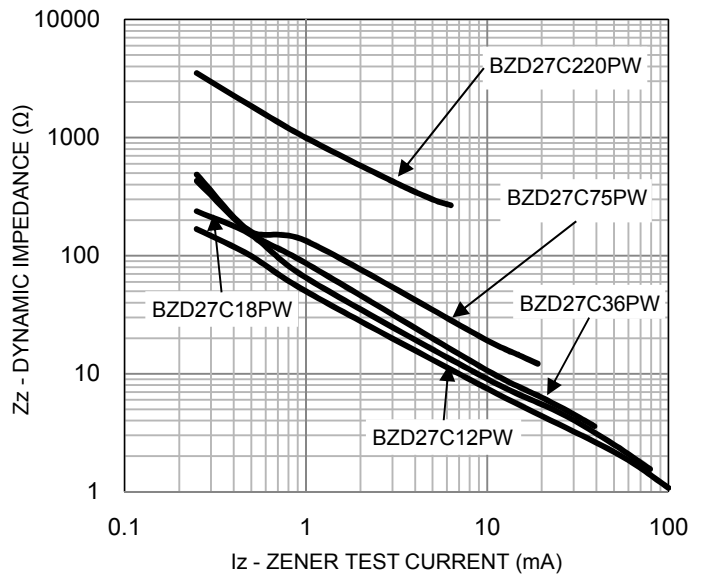
**Fig2. Typical Junction Capacitance**



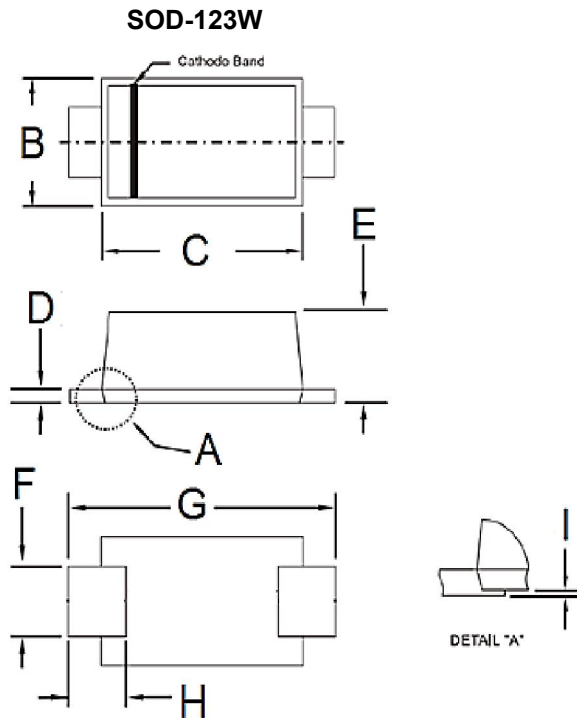
**Fig3. Typical Forward Characteristics**



**Fig4. Typical Zener Impedance**

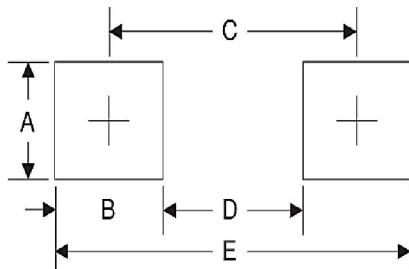


**PACKAGE OUTLINE DIMENSIONS**



DIM.	Unit (mm)		Unit (inch)	
	Min	Max	Min	Max
B	1.70	1.90	0.067	0.075
C	2.60	2.90	0.102	0.114
D	0.10	0.22	0.004	0.009
E	0.90	1.02	0.035	0.040
F	0.90	1.05	0.035	0.041
G	3.60	3.80	0.142	0.150
H	0.50	0.85	0.020	0.033
I	0.00	0.10	0.000	0.004

**SUGGESTED PAD LAYOUT**



Symbol	Unit (mm)	Unit (inch)
A	1.4	0.055
B	1.2	0.047
C	3.1	0.122
D	1.9	0.075
E	4.3	0.169

**MARKING DIAGRAM**



P/N = Marking Code  
 YW = Date Code  
 F = Factory Code

### **Notice**

Specifications of the products displayed herein are subject to change without notice. TSC or anyone on its behalf, assumes no responsibility or liability for any errors or inaccuracies.

Purchasers are solely responsible for the choice, selection, and use of TSC products and TSC assumes no liability for application assistance or the design of Purchasers' products.

Information contained herein is intended to provide a product description only. No license, express or implied, to any intellectual property rights is granted by this document. Except as provided in TSC's terms and conditions of sale for such products, TSC assumes no liability whatsoever, and disclaims any express or implied warranty, relating to sale and/or use of TSC products including liability or warranties relating to fitness for a particular purpose, merchantability, or infringement of any patent, copyright, or other intellectual property right.

The products shown herein are not designed for use in medical, life-saving, or life-sustaining applications. Customers using or selling these products for use in such applications do so at their own risk and agree to fully indemnify TSC for any damages resulting from such improper use or sale.

# Mouser Electronics

Authorized Distributor

Click to View Pricing, Inventory, Delivery & Lifecycle Information:

## Taiwan Semiconductor:

[BZD27C100PW RVG](#) [BZD27C16PWHRVG](#) [BZD27C180PW RVG](#) [BZD27C180PWHRVG](#) [BZD27C18PW RVG](#)  
[BZD27C62PWHRVG](#) [BZD27C12PWHRVG](#) [BZD27C130PWHRVG](#) [BZD27C24PW RVG](#) [BZD27C51PW RVG](#)  
[BZD27C150PW RVG](#) [BZD27C220PW RVG](#) [BZD27C220PWHRVG](#) [BZD27C91PW RVG](#) [BZD27C91PWHRVG](#)  
[BZD27C110PW RVG](#) [BZD27C160PW RVG](#) [BZD27C18PWHRVG](#) [BZD27C33PWHRVG](#) [BZD27C36PWHRVG](#)  
[BZD27C75PWHRVG](#) [BZD27C13PW RVG](#) [BZD27C130PW RVG](#) [BZD27C22PWHRVG](#) [BZD27C36PW RVG](#)  
[BZD27C27PW RVG](#) [BZD27C56PW RVG](#) [BZD27C82PWHRVG](#) [BZD27C68PW RVG](#) [BZD27C150PWHRVG](#)  
[BZD27C20PWHRVG](#) [BZD27C39PWHRVG](#) [BZD27C47PWHRVG](#) [BZD27C100PWHRVG](#) [BZD27C51PWHRVG](#)  
[BZD27C56PWHRVG](#) [BZD27C11PW RVG](#) [BZD27C11PWHRVG](#) [BZD27C30PWHRVG](#) [BZD27C62PW RVG](#)  
[BZD27C13PWHRVG](#) [BZD27C12PW RVG](#) [BZD27C200PW RVG](#) [BZD27C20PW RVG](#) [BZD27C24PWHRVG](#)  
[BZD27C39PW RVG](#) [BZD27C33PW RVG](#) [BZD27C110PWHRVG](#) [BZD27C15PWHRVG](#) [BZD27C160PWHRVG](#)  
[BZD27C75PW RVG](#) [BZD27C82PW RVG](#) [BZD27C200PWHRVG](#) [BZD27C120PW RVG](#) [BZD27C120PWHRVG](#)  
[BZD27C16PW RVG](#) [BZD27C27PWHRVG](#) [BZD27C30PW RVG](#) [BZD27C68PWHRVG](#) [BZD27C22PW RVG](#)  
[BZD27C43PW RVG](#) [BZD27C43PWHRVG](#) [BZD27C47PW RVG](#) [BZD27C15PW RVG](#) [BZD27C82PWHRQG](#)  
[BZD27C120PWHRQG](#) [BZD27C13PW RQG](#) [BZD27C36PW RQG](#) [BZD27C22PW RQG](#) [BZD27C39PWHRQG](#)  
[BZD27C160PWHRQG](#) [BZD27C100PWHRQG](#) [BZD27C56PW RQG](#) [BZD27C130PWHRQG](#) [BZD27C62PWHRQG](#)  
[BZD27C180PWHRQG](#) [BZD27C220PWHRQG](#) [BZD27C39PW RQG](#) [BZD27C100PW RQG](#) [BZD27C43PWHRQG](#)  
[BZD27C110PWHRQG](#) [BZD27C30PWHRQG](#) [BZD27C11PWHRQG](#) [BZD27C18PWHRQG](#) [BZD27C150PW RQG](#)  
[BZD27C180PW RQG](#) [BZD27C150PWHRQG](#) [BZD27C82PW RQG](#) [BZD27C24PW RQG](#) [BZD27C15PW RQG](#)  
[BZD27C33PWHRQG](#) [BZD27C91PWHRQG](#) [BZD27C27PW RQG](#) [BZD27C68PWHRQG](#) [BZD27C36PWHRQG](#)  
[BZD27C51PW RQG](#) [BZD27C47PWHRQG](#) [BZD27C200PW RQG](#) [BZD27C20PWHRQG](#) [BZD27C220PW RQG](#)