

ANNA

3 to 7 lens array for up to 3535 size LED packages

ANNA lens family has two flange diameter size options - 40 mm and 50 mm. For the number of lens cones, there are options of 3-, 4-, 5-, 6- and 7-lens versions. This, added to multiple beam patterns, creates a huge variation of products.

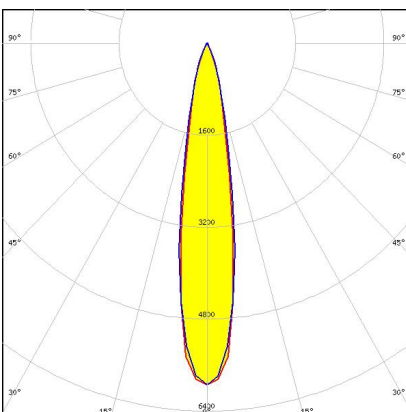
ANNA-40

Ø40 mm variant without flange



PRODUCTS:

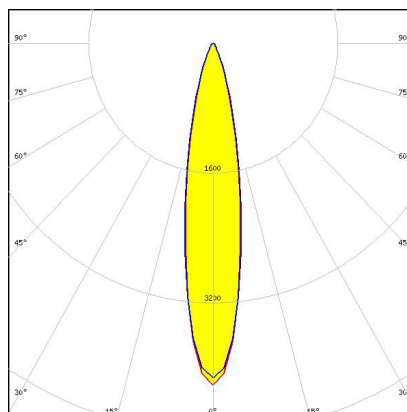
C11793_ANNA-40-4-S



Dimensions: 40.0 mm x 40.0 mm
Height: 10.70 mm

~15° spot beam with 4 optics

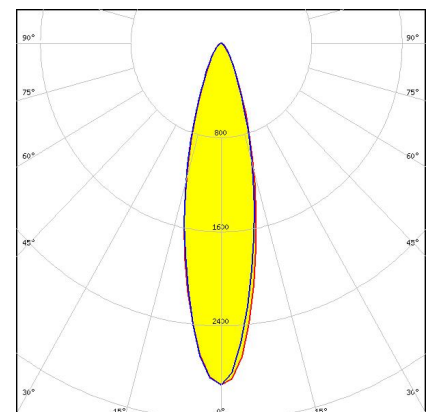
C11717_ANNA-40-7-M



Dimensions: 40.0 mm x 40.0 mm
Height: 10.70 mm

~20° medium beam with 7 optics

C11715_ANNA-40-5-W

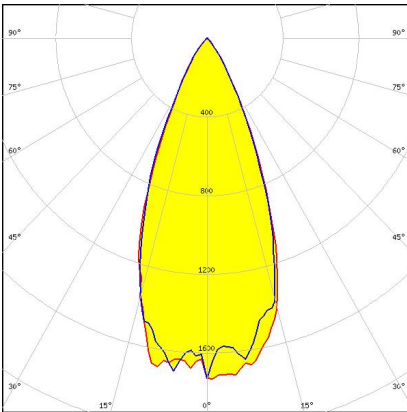


Dimensions: 40.0 mm x 40.0 mm
Height: 10.70 mm

~30° wide beam with 5 optics

PRODUCTS:

C13485_ANNA-40-7-W

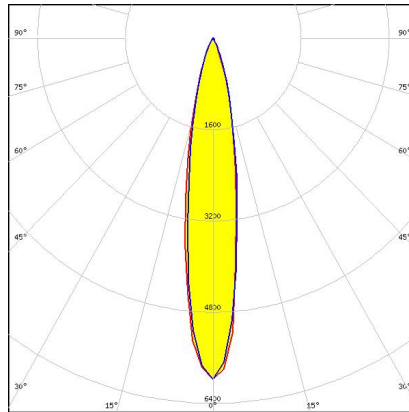


Dimensions: 40.0 mm x 40.0 mm

Height: 10.70 mm

~30° wide beam with 7 optics

C11713_ANNA-40-5-S

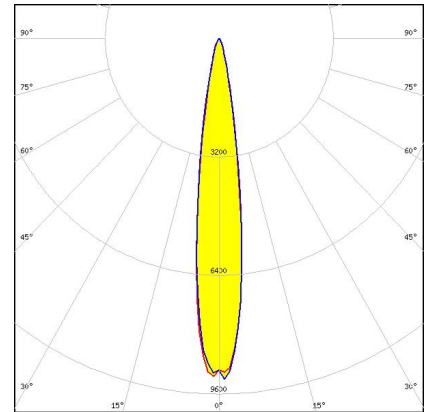


Dimensions: 40.0 mm x 40.0 mm

Height: 10.70 mm

~15° spot beam with 5 optics

C13483_ANNA-40-7-S

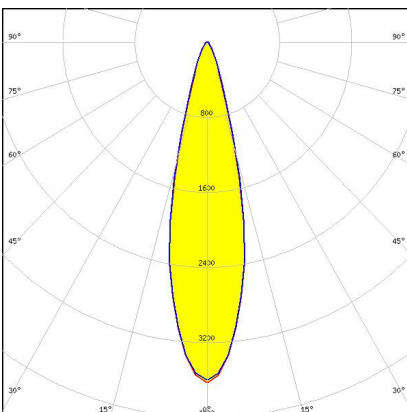


Dimensions: 40.0 mm x 40.0 mm

Height: 10.70 mm

~15° spot beam with 7 optics

C11711_ANNA-40-3-M

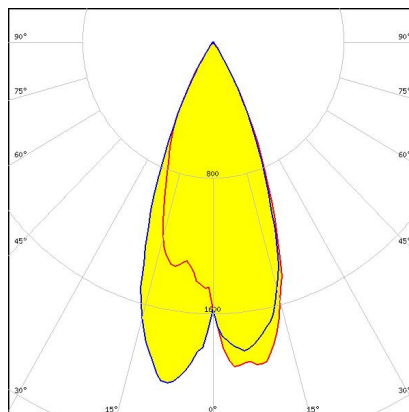


Dimensions: 40.0 mm x 40.0 mm

Height: 10.70 mm

~20° medium beam with 3 optics

C13412_ANNA-40-7-W

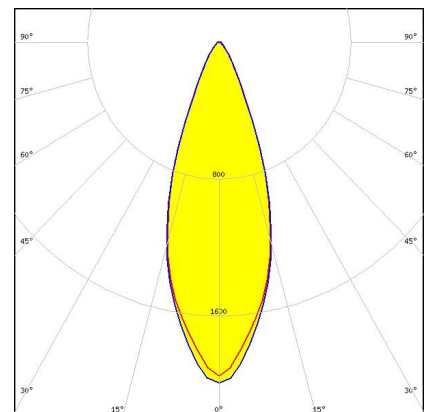


Dimensions: 40.0 mm x 40.0 mm

Height: 11.99 mm

~30° wide beam with 7 optics

C11807_ANNA-40-6-W



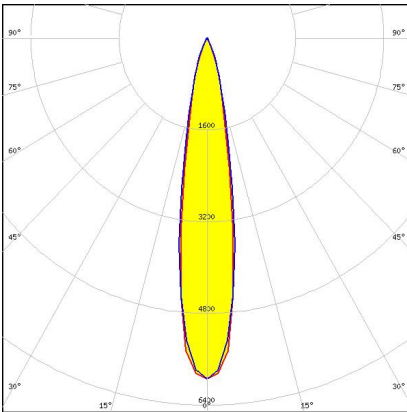
Dimensions: 40.0 mm x 40.0 mm

Height: 10.70 mm

~30° wide beam with 6 optics

PRODUCTS:

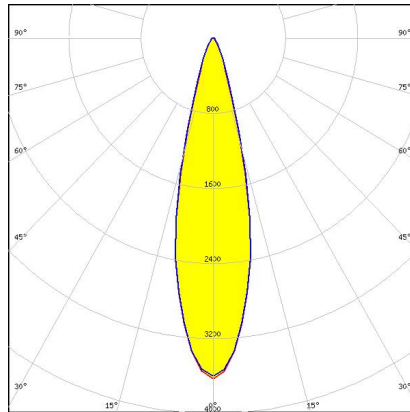
C11805_ANNA-40-6-S



Dimensions: 40.0 mm x 40.0 mm
Height: 10.70 mm

~15° spot beam with 6 optics

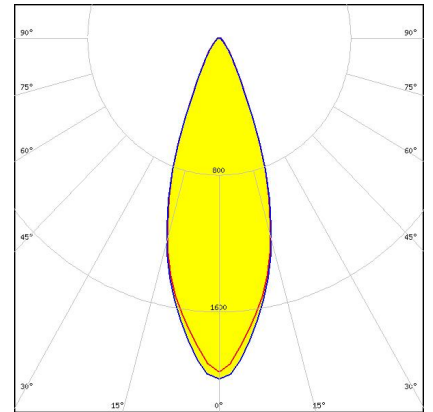
C11794_ANNA-40-4-M



Dimensions: 40.0 mm x 40.0 mm
Height: 10.70 mm

~20° medium beam with 4 optics

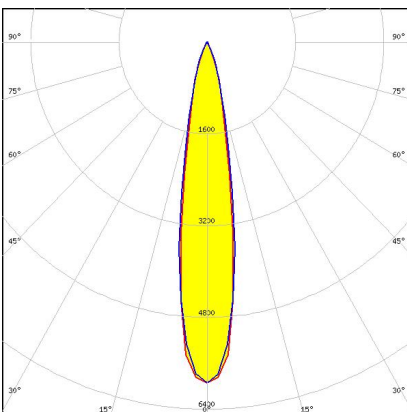
C11718_ANNA-40-7-W



Dimensions: 40.0 mm x 40.0 mm
Height: 10.70 mm

~30° wide beam with 7 optics

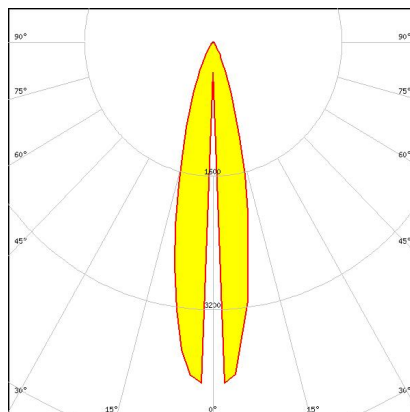
C11716_ANNA-40-7-S



Dimensions: 40.0 mm x 40.0 mm
Height: 10.70 mm

~15° spot beam with 7 optics

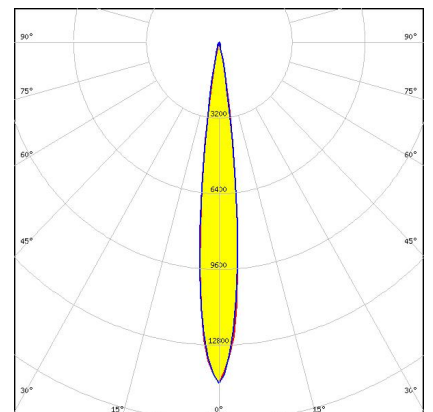
C11714_ANNA-40-5-M



Dimensions: 40.0 mm x 40.0 mm
Height: 10.70 mm

~20° medium beam with 5 optics

C13484_ANNA-40-7-M

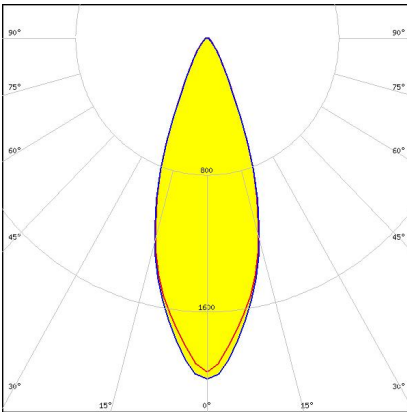


Dimensions: 40.0 mm x 40.0 mm
Height: 10.70 mm

~20° medium beam with 7 optics

PRODUCTS:

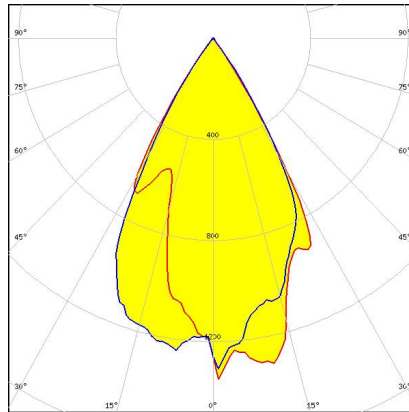
C11712_ANNA-40-3-W



Dimensions: 40.0 mm x 40.0 mm
Height: 10.70 mm

~30° wide beam with 3 optics

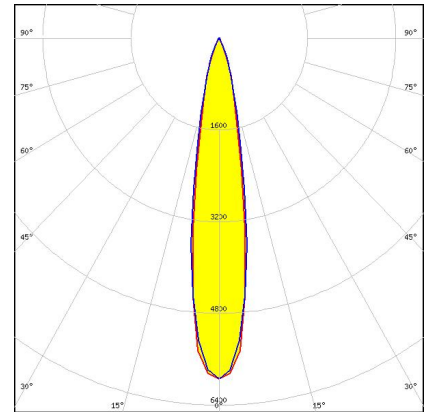
C13413_ANNA-40-7-WW



Dimensions: 40.0 mm x 40.0 mm
Height: 12.15 mm

~65° wide beam with 7 optics

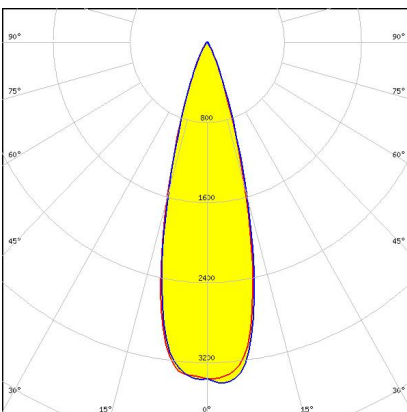
C11710_ANNA-40-3-S



Dimensions: 40.0 mm x 40.0 mm
Height: 10.70 mm

~15° spot beam with 3 optics

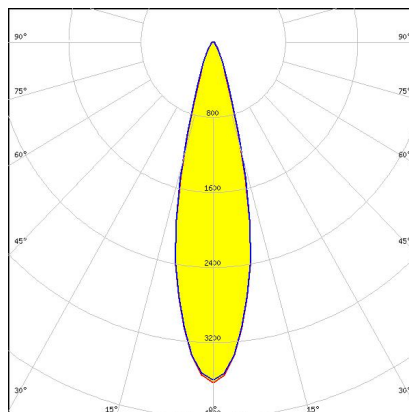
C12289_ANNA-40-7-M2



Dimensions: 40.0 mm x 40.0 mm
Height: 10.70 mm

~25° medium beam with 7 optics

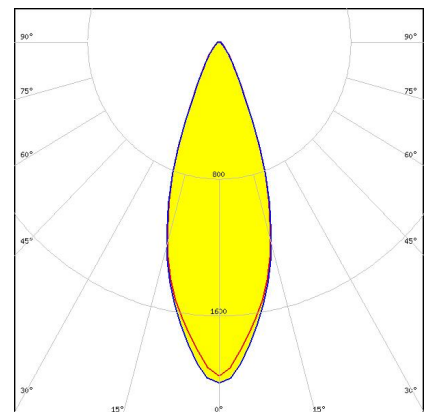
C11806_ANNA-40-6-M



Dimensions: 40.0 mm x 40.0 mm
Height: 10.70 mm

~20° medium beam with 6 optics

C11795_ANNA-40-4-W



Dimensions: 40.0 mm x 40.0 mm
Height: 10.70 mm

~30° wide beam with 4 optics

GENERAL INFORMATION:

NOTE: The typical beam angle will be changed by different color, chip size and chip position tolerance. The typical total beam angle is the full angle measured where the luminous intensity is half of the peak value.

MATERIALS:

As part of our continuous research and improvement processes, and to ensure the best possible quality and availability of our products, LEDiL reserves the right to change material grades without notice.

PRODUCT DATA USER AGREEMENT AND DISCLAIMER:

The measured data in the provided downloadable LEDiL Product Datasheets and Mechanical 2D-Drawings is rounded and provided as reference for planning. LEDiL Oy's optical specifications have been verified by conducting performance testing of the products in accordance with the company's quality system. The reported data are averaged results of multiple measurements with typical variation. LEDiL Oy reserves the right to without prior notification make changes and improvements to its products.

LEDiL Oy assumes neither warranty, nor guarantee nor any other liability of any kind for the contents and correctness of the provided data. The provided data has been generated with highest diligence but the provided data may in reality not represent the complete possible variation range of all intrinsic parameters. Therefore, in certain cases a deviation from the provided data could occur.

LEDiL Oy reserves the right to undertake technical changes of its products without further notification which could lead to changes in the provided data. LEDiL Oy assumes no liability of any kind for the possible deviation from any provided data or any other damage resulting from the usage of the provided data.

The user agrees to this disclaimer and user agreement with the download or usage of the provided files.

LEDiL Oy

Joensuunkatu 13
FI-24240 SALO
Finland

LEDiL Inc.

228 West Page Street
Suite D
Sycamore IL 60178
USA

Local sales and technical support

[www.ledil.com/
where_to_buy](http://www.ledil.com/where_to_buy)

Shipping locations

Salo, Finland
Hong Kong, China

Distribution Partners

[www.ledil.com/
where_to_buy](http://www.ledil.com/where_to_buy)