Transmittal, reproduction, dissemination and/or editing of this document as well as utilization of its contents and communication thereof to others without express authorization are prohibited.
未经允许禁止传输、复制、编辑该文档，以及利用其内容进行交流

| REVISION RECORD | | | | |
|---|---|---|---|---|
| REV | ECN | DESCRIPTION | DRFT | DATE |
| | | | | |

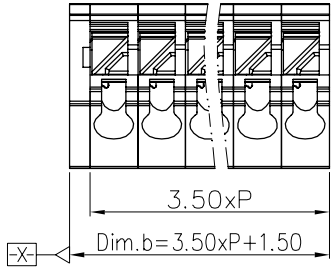


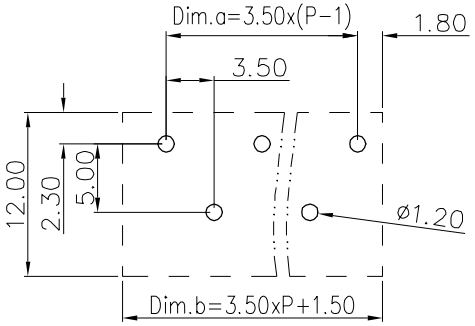


PCB LAYOUT

| poles | Dim.a | Dim.b |
|---|---|---|
| 2 | 3.50±0.15 | 8.50±0.15 |
| 3 | 7.00±0.15 | 12.00±0.15 |
| 4 | 10.50±0.15 | 15.50±0.30 |
| 5 | 14.00±0.15 | 19.00±0.30 |
| 6 | 17.50±0.30 | 22.50±0.30 |
| 7 | 21.00±0.30 | 26.00±0.30 |
| 8 | 24.50±0.30 | 29.50±0.30 |
| 9 | 28.00±0.30 | 33.00±0.50 |
| 10 | 31.50±0.50 | 36.50±0.50 |
| 11 | 35.00±0.50 | 40.00±0.50 |
| 12 | 38.50±0.50 | 43.50±0.50 |
| 13 | 42.00±0.50 | 47.00±0.50 |
| 14 | 45.50±0.50 | 50.50±0.50 |
| 15 | 49.00±0.50 | 54.00±0.50 |
| 16 | 52.50±0.50 | 57.50±0.50 |
| 17 | 56.00±0.50 | 61.00±0.70 |
| 18 | 59.50±0.50 | 64.50±0.70 |
| 19 | 63.00±0.70 | 68.00±0.70 |
| 20 | 66.50±0.70 | 71.50±0.70 |
| 21 | 70.00±0.70 | 75.00±0.70 |
| 22 | 73.50±0.70 | 78.50±0.70 |
| 23 | 77.00±0.70 | 82.00±0.70 |
| 24 | 80.50±0.70 | 85.50±0.70 |

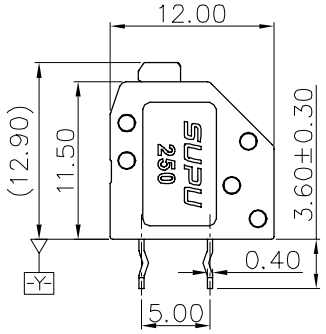


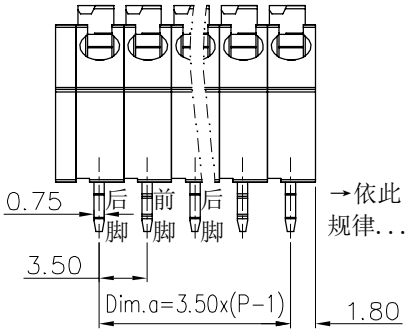


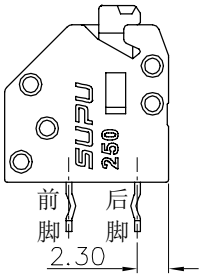


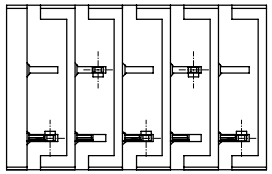

HOW TO ORDER:

2502 XX – B – XX – 0001 – KXXX

- 2502: Sereies No.
- XX: Poles: 02: 02 contacts; 03: 03 contacts; ...; 24: 24 contacts
- B: First back foot from left
- XX: Color: N/A: GY: Grey; OG: Orange; RD: Red; BU: Blue; YE: Yellow; GN: Green; WT: White; BK: Black; BN: Brown; VT: Violet.
- 0001: Company request
- KXXX: Customer request

NOTES:

UL/CUL Standard

1.Conductor cross section: 22~16AWG

2.Rated Voltage/Current:

| Use group | B | C | D |
|---|---|---|---|
| Rated voltage(V) | 300 | 150 | 300 |
| Rated current(A) | 8 | 8 | 8 |

IEC Standard

1.Conductor cross section: Solid: 0.2~1.5mm$^2$

Stranded: 0.2~1.5mm$^2$

Stranded with ferrules without plastic sleeve: 0.2~1.0mm$^2$

Stranded with ferrules with plastic sleeve: 0.2~1.0mm$^2$

2.Rated Voltage/Current:

| Surge voltage category | Ⅲ | Ⅲ | Ⅱ |
|---|---|---|---|
| Pollution degree | 3 | 2 | 2 |
| Rated surge voltage(KV) | 4.0 | 4.0 | 4.0 |
| Rated voltage(V) | 320 | 320 | 630 |
| Rated current(A) | 10 | 10 | 10 |

Material:

| | | |
|---|---|---|
| Insulator | PA66 | UL94 V-0 |
| Conductor | COPPER ALLOY | Sn,Plated |
| Button | PA66 | UL94 V-0 |

General information:

1.Dimension shall be interpreted per ASME Y14.5-2009

2.Pitch: 3.50mm,Poles: 02P~XXP, splicing

3.Stripping length: 8.5~9.5mm

4.Operating temperature: -40°C~+105°C

5.RoHS Compliance

6.Wave soldering temperature: 260°C±5°C; time: 5s

Connection method:

1. For Solid wire, peeling wire in right length, push down the wire.
2. For stranded wire, peeling wire in right length, push down the key & fix the wire, or wire furruled and fix then.

7.Undimensioned Tolerances:

| Pitch Range In mm | | | Nominal Dimension Range In mm | | | | | | – ⌒ ⌭ |
|---|---|---|---|---|---|---|---|---|---|
| TO 6 | Over 6 TO 10 | Over 10 TO 24 | TO 30 | Over 30 TO 60 | Over 60 TO 100 | Over 100 TO 150 | Over 150 | | 0.1/10 ∠ |
| ±0.15 | ±0.20 | ±0.30 | ±0.30 | ±0.50 | ±0.70 | ±1.00 | ±1.30 | | ±2° |

| | | | | | | | |
|---|---|---|---|---|---|---|---|
| 订货号 Order No. | 2502XX-B-XX-0001 | | 名 称 Name | 250系列3.5间距单层焊板固定式端子(左起第一位后脚 交错) | 未注公差 Tolerance | 表面 Surfaace | |
| 项 目 Item | 签 字 Signature | 日 期 Date | | | Tolerance Table | VDI21 | |
| 设 计 Design | 刘章通 | 05/13/23″ | 图 号 Drawing No. | PRM003924 | 版本号 Revision Number | 重量 Weight | 比例 Scale |
| 审 核 Check | | | 材 料 Material | Notes | M0 | | 1:1 |
| 工 艺 Process | – | – | 物料号 Item No. | 411127653 | 第1页/共1页 1 of 1 | mm | |
| 标准化 Unify | – | – | | ... | SUPU 宁波速普电子有限公司 NINGBO SUPU ELECTRONICS CO.,LTD. | | |
| 批 准 Approve | | | | 411127675 | | | |

借通用件登记 Common Part

原图号 Old Draw. No.

底图总号 Assembly No.