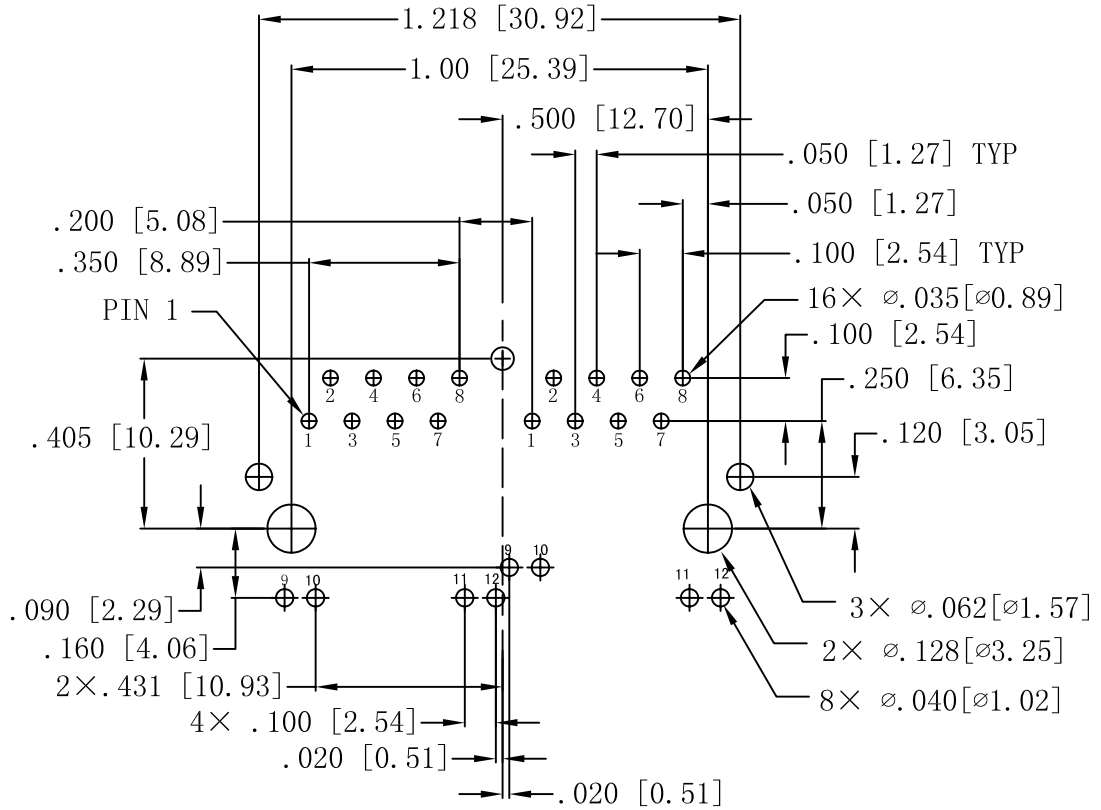
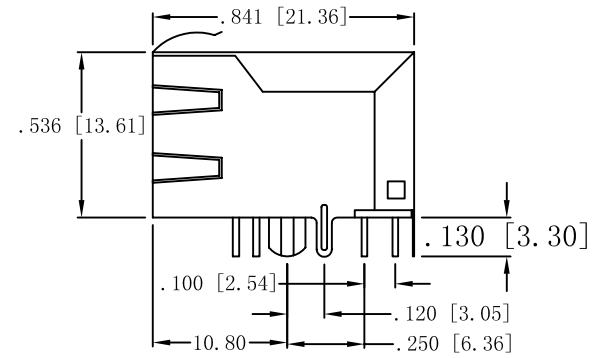
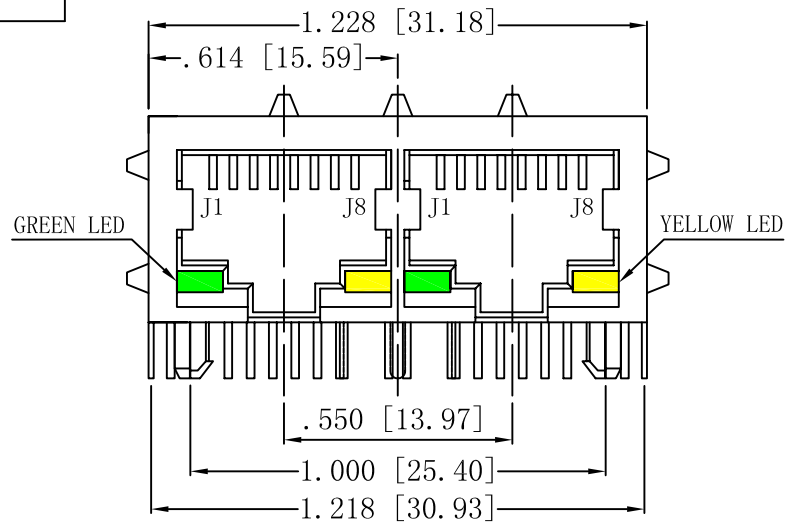


Mechanical:

REV.	ECN NO.	DESCRIPTION	DATE	APPD
A	REL		2010/05/24	



SUGGESTED PCB LAYOUT (TOP VIEW)

NOTES:

1. Designed to support application, such as SOHO (ADSL modems), LAN-on-Motherboard (LOM), hub and Switches.
2. Meets IEEE 802.3 specification
3. Connector Materials:
 Housing: Thermoplastic UL94V-0
 Contact/Shield: Copper alloy
 Shield plating: Nickel
 Contact plating: Gold 6 micro-inches min. In contact area.
4. Wave solder tip temperature: 265°C Max
 Wave solder tip temperature time: 5 Sec Max

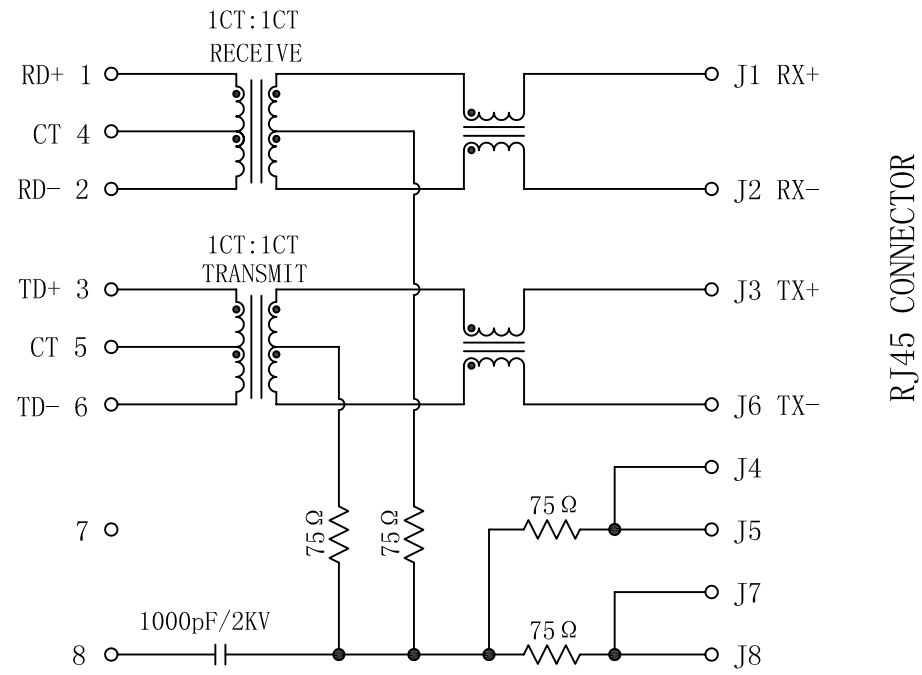


X:X	±0.20	APPD:	LINK-PP INT'L TECHNOLOGY CO., LIMITED	
X:XX	±0.10	CHKD:	Title: RJ45 Connector With 10/100 Base-TX Integrated Magnetic	
X:XXX	±0.05	DR: C.H.Y		
ANGLES	±1°	UNIT: Inches/mm	PART NO.: LPJ26204AENL	
	SCALE: 2/1	SHEET: 1/2	REV: A	DWG: TRC10052407

Schematic :

REV.	ECN NO.	DESCRIPTION	DATE	APPD
A	REL		2010/05/24	

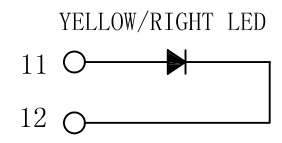
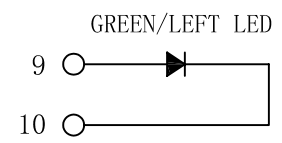
PC BOARD CONNECTIONS



RJ45 CONNECTOR

Electrical Specifications: @25°C

- Turns Ratio ($\pm 2\%$) :
TX=1CT:1CT RX=1CT:1CT
- Return Loss(dB Min) :
1-10MHz:-18 30MHz:-16
60-100MHz:-12
- Crosstalk:
1-100MHz:-30dB Min
- Insertion Loss:
1-100MHz:-1.2dB Max
- CMR:
1-50MHz:-30dB Min
50-130MHz:-20dB Min
- 350uH min OCL with 8mA bias current.
- Isolation Voltage:1500V
- Operating Temperature:0-70°C



X:X	± 0.20	APPD:	LINK-PP INT'L TECHNOLOGY CO., LIMITED	
X:XX	± 0.10	CHKD:	Title: RJ45 Connector With 10/100 Base-TX Integrated Magnetic	
X:XXX	± 0.05	DR: C. H. Y		
ANGLES	$\pm 1^\circ$	UNIT: Inches/mm	PART NO. : LPJ26204AENL	
	SCALE: 2/1	SHEET: 2/2	REV: A	DWG: TRC10052407