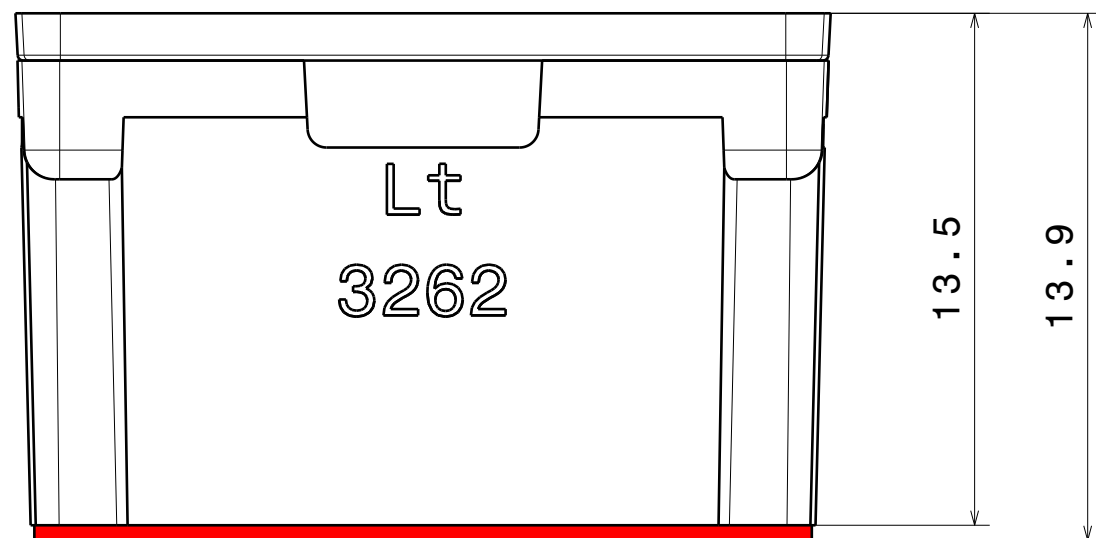
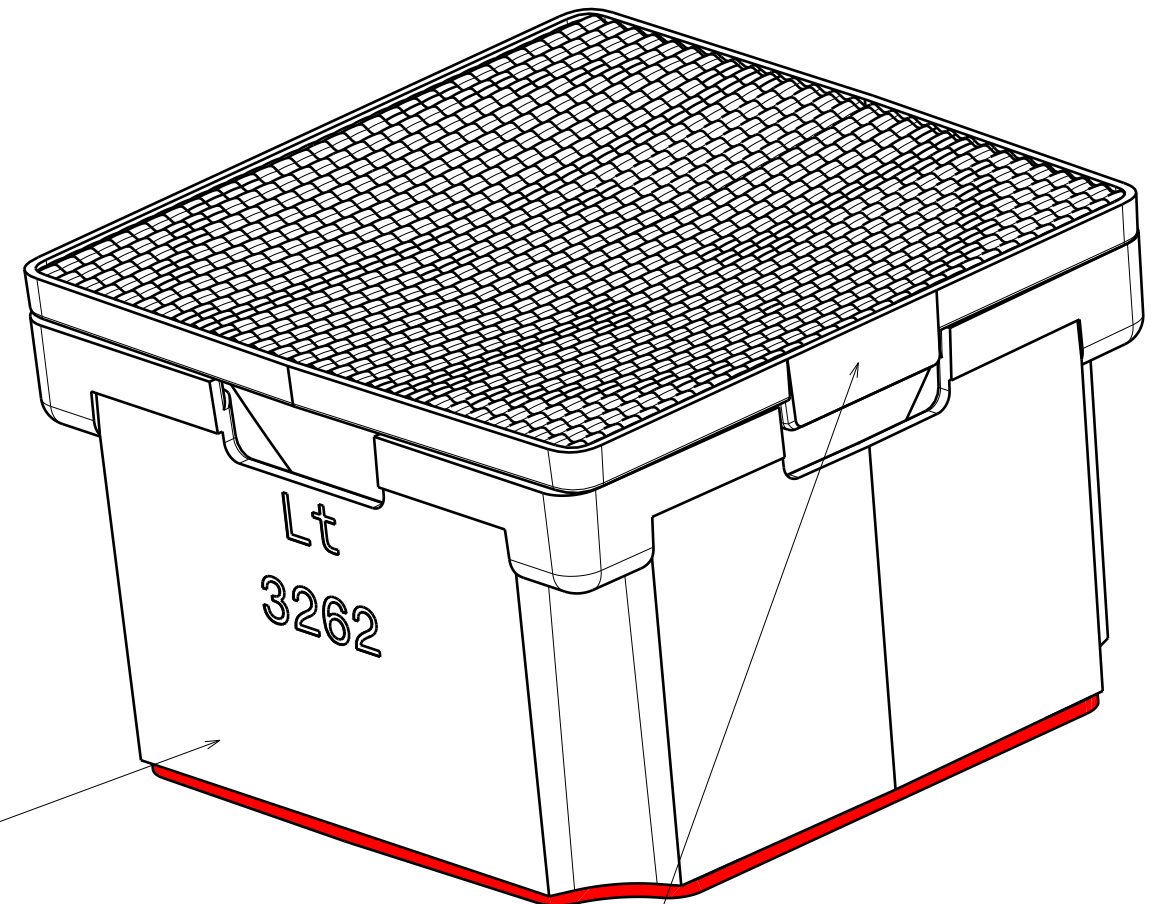


Bottom view



Front view



Isometric view
Scale: 5:1

Note right place of the gate

COMPONENTS

CA13615_G2-OSS-2-0_

INDEX	PART	TYPE	MATERIAL	COLOR / COATING
1	C10278_ROSE-TAPE		Tape	
2	C10521_ROSE2-0		PMMA	
3	C13262_ROSE-Lt-HLD			white

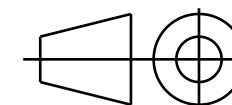
MECHANICAL DRAWING

PRODUCT

ROSE

Plastic molding general tolerances are based on DIN 16901-130 and applies if not otherwise shown in drawing. Silicone molding general tolerances are based on ISO 3302-1 Class M3 and applies if not otherwise shown in the drawing.

FIRST ANGLE PROJECTION:



SCALE 5:1

WEIGHT -

LEDiL®

This drawing is the property of LEDiL Oy. It may not be reproduced, copied or communicated without a written agreement with LEDiL Oy.

A3 SHEET 1/1

Notes



- PCB or heatsink level.
- LED location.
- Ensure LED fitting from a product specific 3D model available from www.ledil.com.