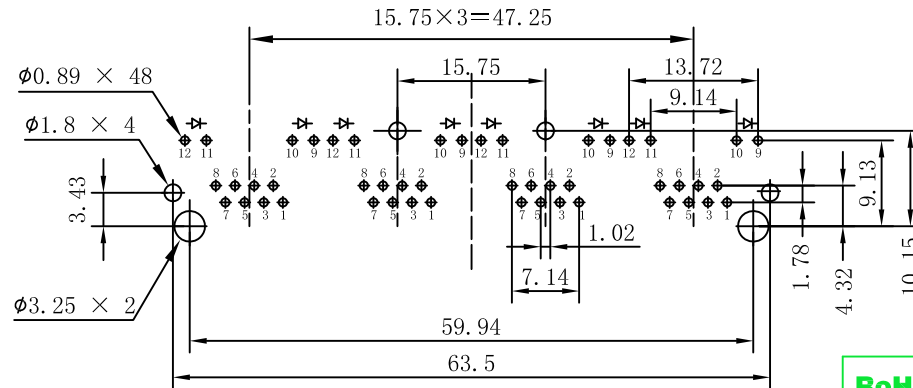
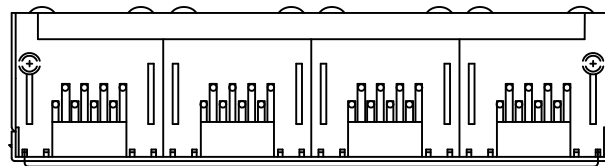
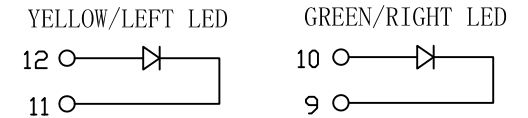
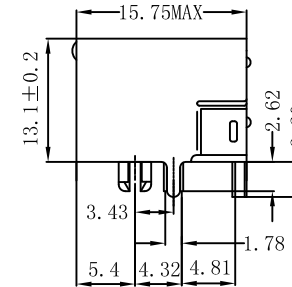
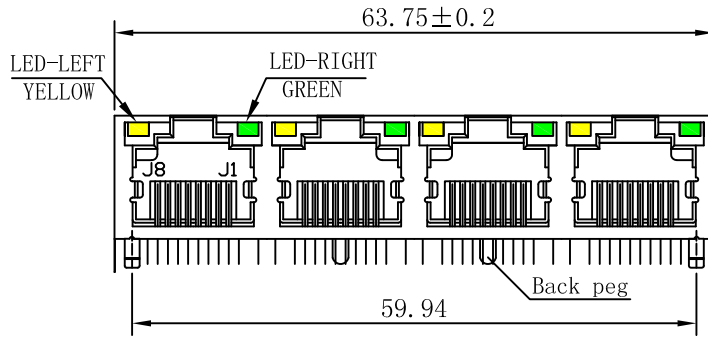


Mechanical:

REW.	ECN NO.	DESCRIPTION	DATE	APPD
A	REL		2010/07/28	



PC Board Layout (TOP VIEW)
Component Side Shown



NOTES:

PCB JACK Specification

1. Insulation Resistance: $500M \Omega$ MIN @ 500 VDC
2. Withstanding Voltage: AC1000V 50Hz or 60Hz 1min.
3. Durability: 600 Mating Circles MIN.
4. Gold Plating:
(Gold Flash; 1.5; 3; 6; 15; 30; 50)U" Inch

ENVIRONMENTAL

1. Storage Temperature: -40°C To $+85^{\circ}\text{C}$
2. Operation Temperature: -40°C To $+85^{\circ}\text{C}$
3. Wave Soldering Temperature:
 $255^{\circ}\text{C} \sim 265^{\circ}\text{C}$ (5~10Seconds)
4. RoHS Compliant.

X:X	± 0.30	APPD:	LINK-PP INT'L TECHNOLOGY CO., LIMITED	
X:XX	± 0.25	CHKD:	TITLE: SIDE ENTRY PCB JACK WITH SHIELD	
X:XXX	± 0.05	DR: TOM	PART NO.: LPJE401BGNL	
ANGLES	$\pm 1^{\circ}$	UNIT: mm	DWG NO.: LP10072817	
	SCALE: 1/1	SHEET: 1/1	REV: A	